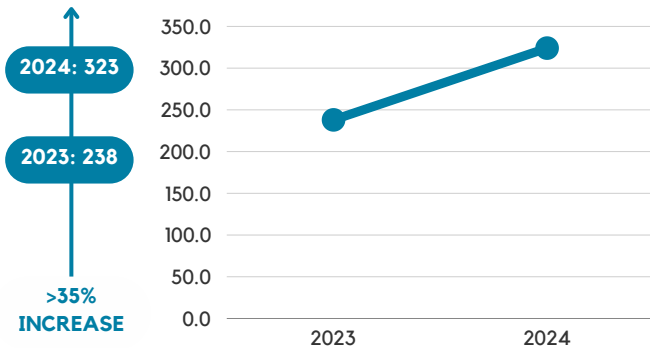


## YORK COUNTY

# 2024 Point-In-Time (PIT) Count

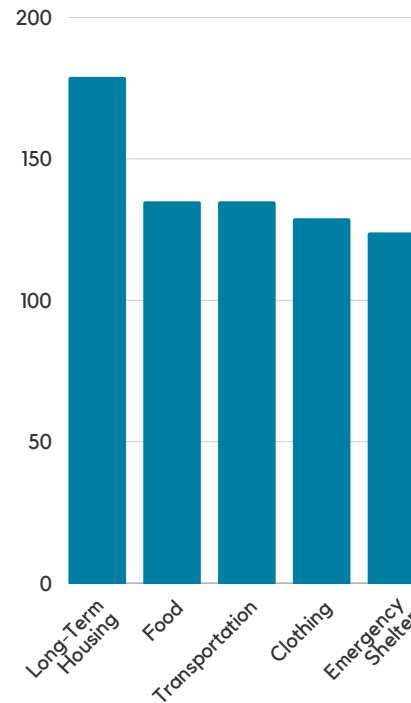
### INDIVIDUALS COUNTED\*



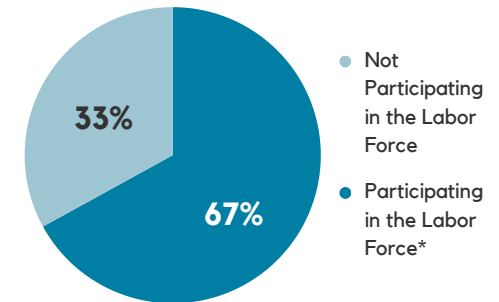
\*The PIT Count includes individuals who reported that they were sheltered and unsheltered on a single night in January.

### SERVICES NEEDED

**71%** of individuals reported that they were in need of long-term housing




### LABOR FORCE PARTICIPATION



\*Labor Force Participation includes individuals who are employed or actively seeking employment.

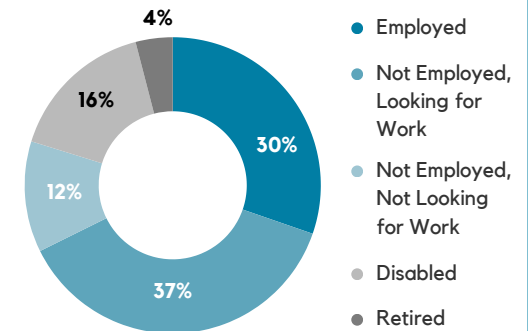
### UNSHELTERED HOMELESSNESS



**10%** of individuals surveyed were experiencing unsheltered homelessness\*

\*Unsheltered locations include abandoned buildings, airports, bus or train stations, parks, street or sidewalks, encampments, vehicles, or other areas not meant for human habitation.

### EMPLOYMENT STATUS



Note: Percentages are based on the number of people who responded to the question.