




CACH
Catawba - Area - Coalition - For The Homeless

If you are homeless or in danger
of losing your home, call

866-892-9211

Available 24/7

United Way of York County

Join the community effort to end homelessness
and help people in need in Rock Hill:

 Donate	 Partner	
 Learn	 Volunteer	

For resources and information, visit
sccach.org

CACH

Catawba Area Coalition for The Homeless

OUR MISSION, VISION, AND CORE VALUE



Mission: To provide strategic support through innovation, collaboration, education, and advocacy among community partners so that they may effectively and efficiently serve those who are experiencing homelessness or at risk of becoming unhoused.

Vision: That homelessness be rare, brief, and non-recurring.

Core Value: Housing is a human right.

AGENDA



- Staff Updates
- Chester Updates
- Lancaster Updates
- 2024 PIT Count Data Presentation
- Agency Updates
- What's Next?

OPERATIONS UPDATES



Coalition Meetings - Q2 (April - June)

- Topic: Housing Continuum of Care

April Meeting

- Coc 101 Training - Angie Hall (HUD Representative)

May Meeting

- Breakout Groups

June Meeting

- CACH Staff Presentation & Large Discussion

OPERATIONS UPDATES



Staff Training

- Our staff recently attended the National Alliance to End Homelessness' spring conference, *"2024 Innovations and Solutions for Ending Unsheltered Homelessness."*
 - In the coming weeks, we will work to compile what we learned and share resources from the conference.

OPERATIONS UPDATES



Advocacy Toolkit

- We are working to put together an “Advocacy Toolkit.”
- This toolkit will be accessible through our website and include information and handouts community advocates can use to...
 - Learn more about homelessness and our homeless response system.
 - Advocate for long-term, sustainable solutions to homelessness.
 - Address common misconceptions about homelessness.

If you have suggestions for the Advocacy Toolkit, please email Melissa at melissa.carlyl@sccach.org.



GRANTS UPDATES

- Awarded Grants
 - We were recently awarded a grant from Springs Close (York County). This grant will be used to cover the cost of data collection software and outreach materials.

FINANCIAL UPDATES

- SCORF Bi-Annual Check-Ins took place in February.
 - We are working to compile an Outcomes Report for Rock Hill City Council. This report will also be made available through our website.
- CDBG-CV grant applications will open in the next couple of months.

OUTREACH UPDATES



CACH Community Referral Program - Referral Types

- **Community Referrals:** These referrals come through our online Community Referral Survey.
- **Agency Referrals:** These referrals come from local agencies looking for assistance for their client(s).
- **Self Referrals:** These referrals come directly from an individual or household who needs assistance. These typically come through our Facebook page or website.
- **Outreach Team Engagement:** These are individuals our internal team notices or makes direct contact with without a referral.

OUTREACH UPDATES



CACH Community Referral Program - February

- **Three** referrals were made in the month of February.
- The Street Outreach Team followed up on all **3** referrals.
- Contact was made with **3** individuals.
 - Referral Type:
 - Community Referrals: 2
 - Agency Referrals: 0
 - Self Referrals: 1
 - Outreach Team Engagement: 0

OUTREACH UPDATES



Case Management

- 14 Open Cases
- 4 Closed Cases
 - 2 Housed
 - 2 referred to Family Promise

Resource Distribution Updates

- Made contact with 58 individuals
- Gave away 348 items

OUTREACH UPDATES



Street Outreach Engagement Schedule

- Weekly:
 - Mondays: 12:30 PM - 2:30 PM
 - Wednesdays: 12:30 PM - 2:30 PM
- Monthly:
 - As needed: 7:00 PM - 9:00 PM
 - Evening Outreach with Lt. Frye
 - Third Thursday of Month: 10:00 AM - 12:00 PM
 - Resource Distribution (Bus Hub)

OUTREACH UPDATES



Street Outreach Engagement Schedule

- Moving Forward:
 - Weekly:
 - Intake at Bethel
 - Visit to Dorothy Day/ Bethel Soup
 - Monthly:
 - Resource Distribution in Chester and Lancaster
 - Street Outreach in Chester and Lancaster
 - Street Outreach with Lt. Wooten (Fort Mill/ Tega Cay)

OUTREACH UPDATES



Community Referral Survey

- To access the survey, go to our website (www.sccach.org) and select "Community Referral" (located under the "Resources" page).
- Full URL: www.sccach.org/community_referral



CHESTER UPDATES



2024 PIT Count

- Battered But Not Broken Ministries conducted a handful of surveys with individuals experiencing homelessness during the PIT Count; however, not enough surveys were completed to generate statistically significant data for analysis. With only 5-10 surveys filled out, the sample size is insufficient to draw reliable conclusions or make generalizations about the entire homeless population.

2025 PIT Count

- CACH Staff is scheduling a monthly meeting with organizations in Chester to plan for the 2025 PIT Count. These meetings will start taking place in late March/early April.

LANCASTER UPDATES



LACH Meetings

- The Lancaster Area Coalition for The Homeless (LACH) meets every second Thursday of the month at 9:30 AM.
- Location: Lancaster County Library - 313 S White St, Lancaster, SC 29720

Lancaster Shelter Update

2024 PIT COUNT DATA PRESENTATION

For York and Lancaster Counties

DISCLAIMER



Respondents: This count includes sheltered and unsheltered individuals and is based on the number of individuals surveyed who indicated they lacked permanent, stable housing. Our count includes doubled-up individuals (staying with a friend or family member) and individuals who were sleeping in a hotel/motel they paid for. These individuals are not considered “literally homeless” by the Department of Housing and Urban Development (HUD) and won’t be included in the data compiled by our Continuum of Care (MACH).

Accuracy: The data presented in this report is based on the individuals our staff, volunteers, or fellow service providers were able to make contact with over the span of a few days. Historically, the PIT Count under-represents the number of individuals experiencing homelessness within a community.

Clarification: The data points presented reflect the number of individuals who responded to the question, not the total number of people included in the count/survey. Some data points encompass responses from all three survey tools, while others pertain to only one.

ACKNOWLEDGMENT



Each number and statistic detailed in this report signifies a human life. These individuals are integral members of our community, facing threats and hardships due to inadequate access to affordable housing. For every person counted, there are likely numerous others enduring the challenges of homelessness and housing instability within our community.

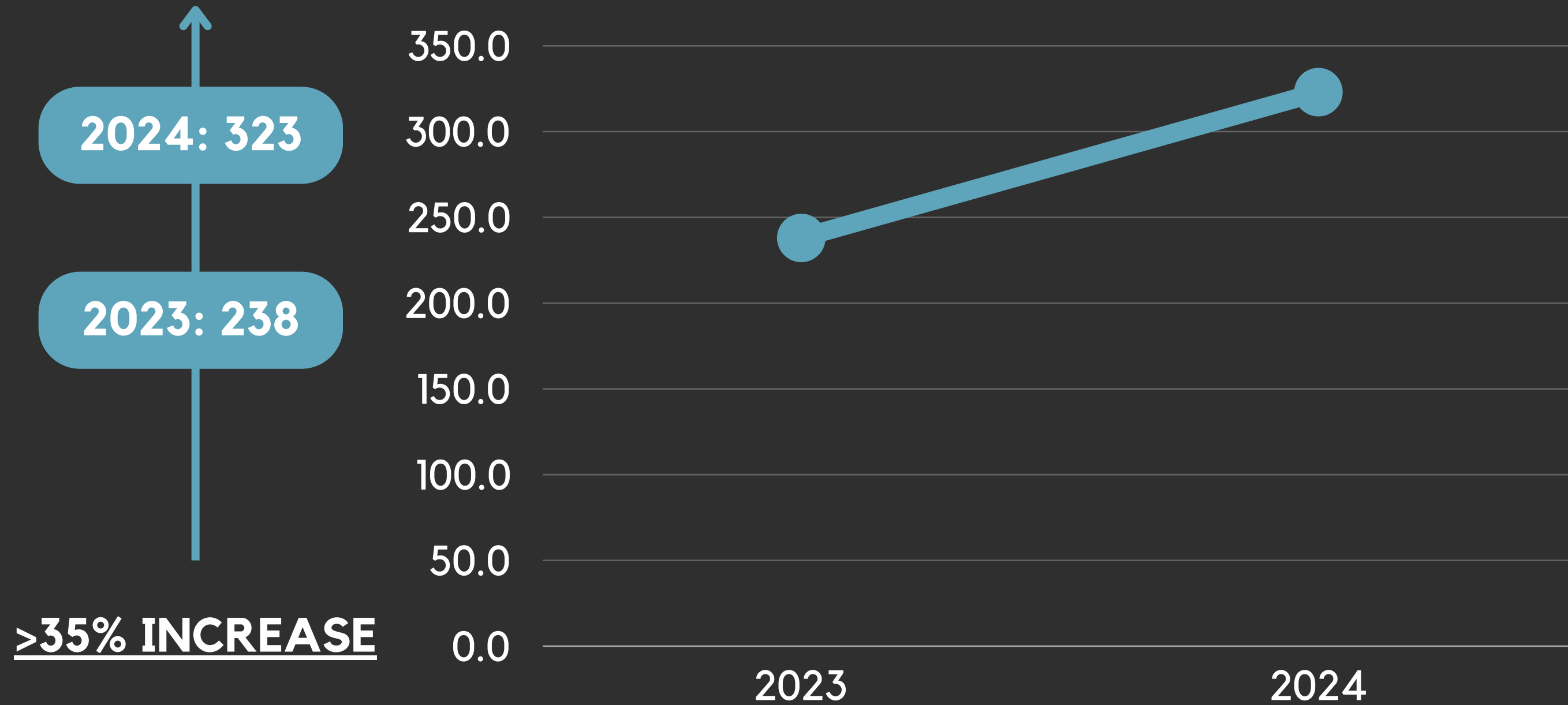
YORK COUNTY PIT COUNT DATA



Data was collected using the following tools:

- 2024 PIT Count Survey
 - This is the complete 2024 PIT Count Survey. In addition to the HUD-required survey questions, the CACH PIT Count Planning Committee added questions to gain additional information on the unhoused population in York County.
- 2024 HMIS PIT Count Survey
 - This is a shortened version of the 2024 PIT Count Survey. This survey was used to survey individuals who stayed at an emergency shelter or transitional housing facility on the night of January 24th.
- Homeless Management Information System (HMIS)
 - Emergency and transitional shelters that utilize HMIS provided CACH with a report of individuals served on the night of the 2024 PIT Count. This included the number of individuals served and client demographic information.

INDIVIDUALS COUNTED (YORK COUNTY)



*The PIT Count includes individuals who reported that they were sheltered and unsheltered on a single night in January.

INDIVIDUALS COUNTED (YORK COUNTY)



Data

- During the 2024 PIT Count, 323 individuals who were experiencing homelessness were counted. This is more than a 35% increase in the number of individuals counted compared to last year's PIT Count.

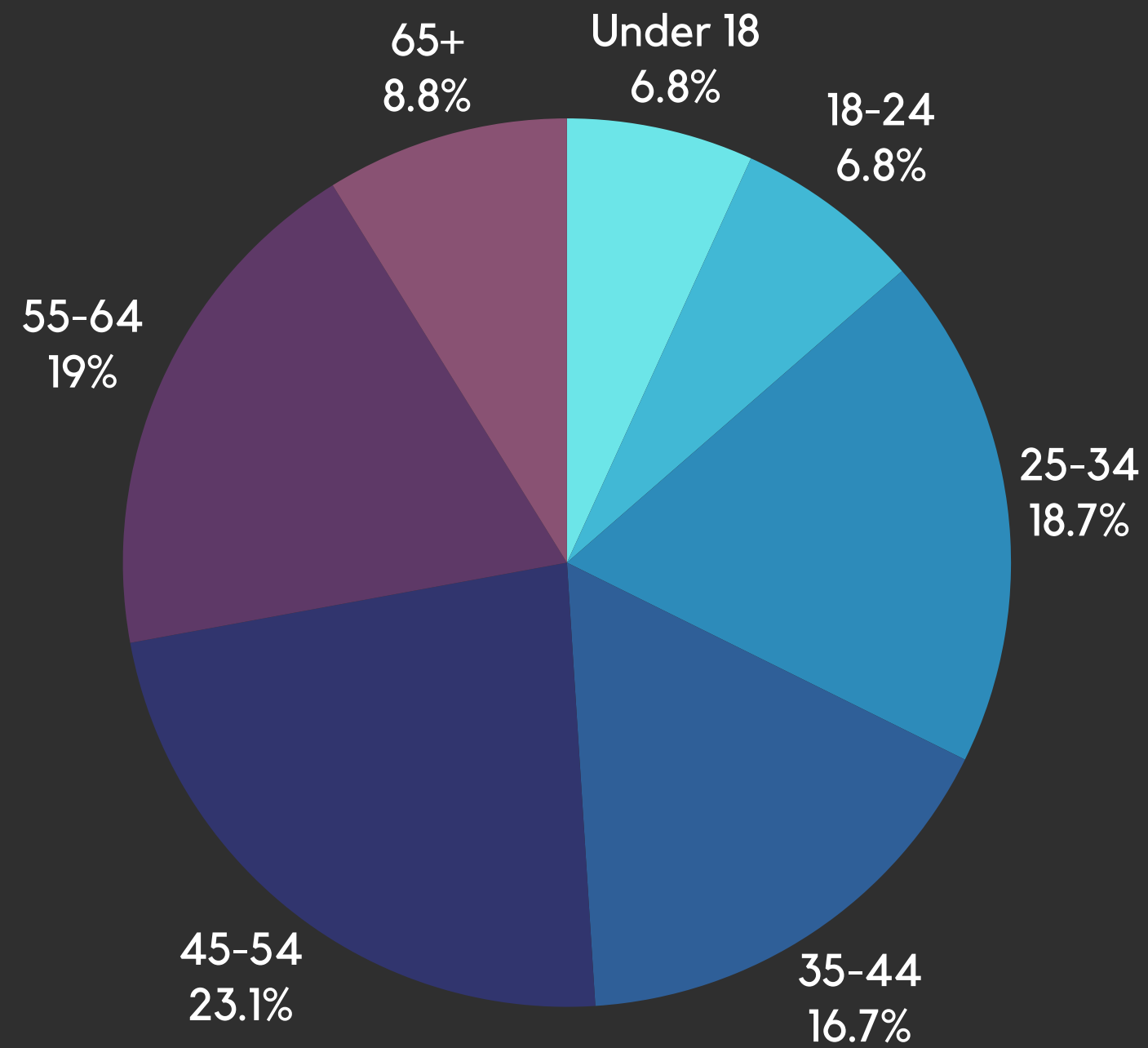
Context

- This number only reflects the individuals a staff member, volunteer, or homeless service provider came into contact with and likely under-represents the population.
 - Example: For the 23-24 school year, over 400 students in York County have been identified as lacking permanent, stable housing.
- The increase in the number of individuals counted this year versus last year cannot be easily attributed to enhancements in our data collection process.
 - Note: Improvements to the PIT Count are typically reflected in the number of unsheltered individuals counted, not sheltered individuals. Our increase this year was solely in the sheltered population.

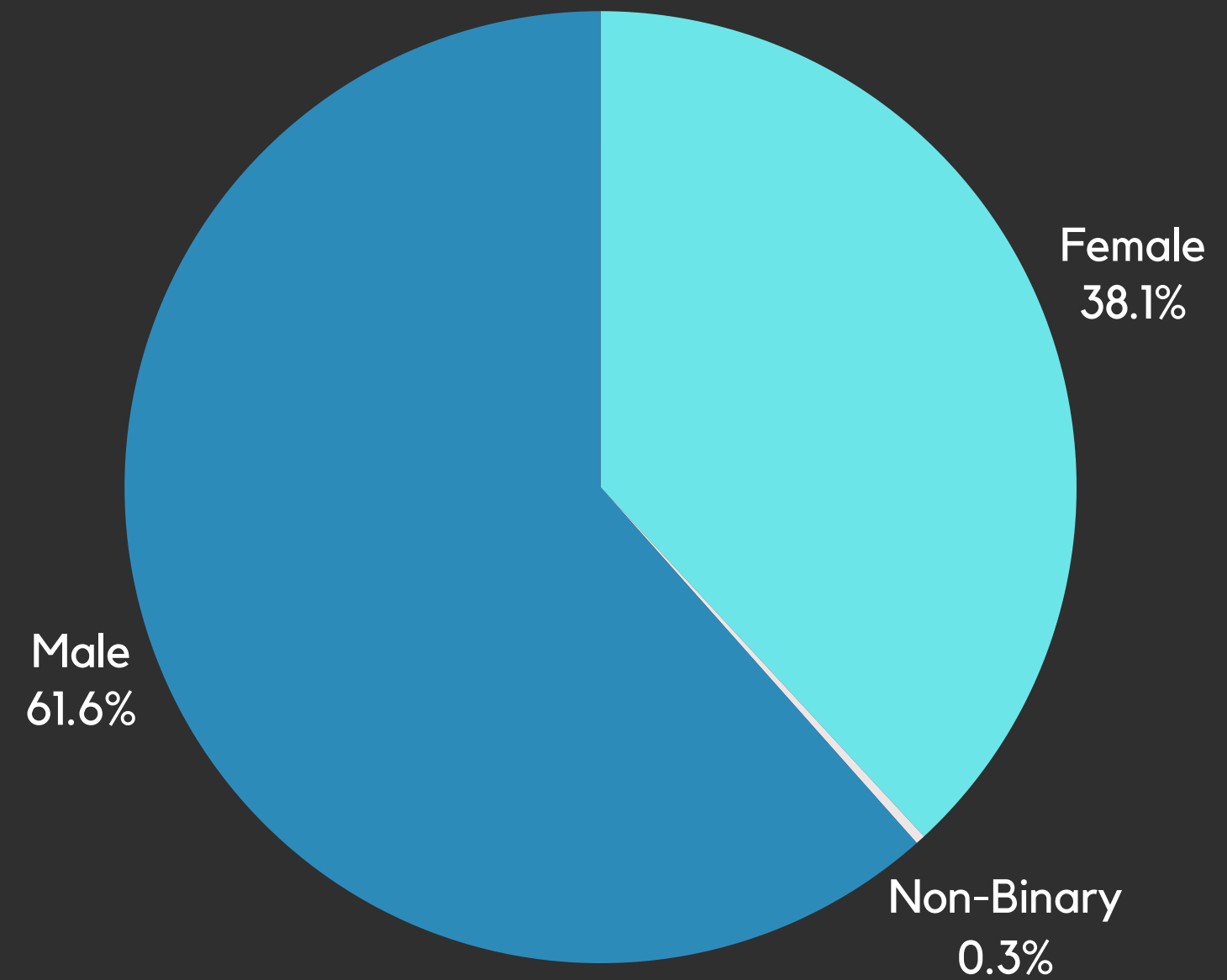
DEMOGRAPHIC INFORMATION (YORK COUNTY)



AGE



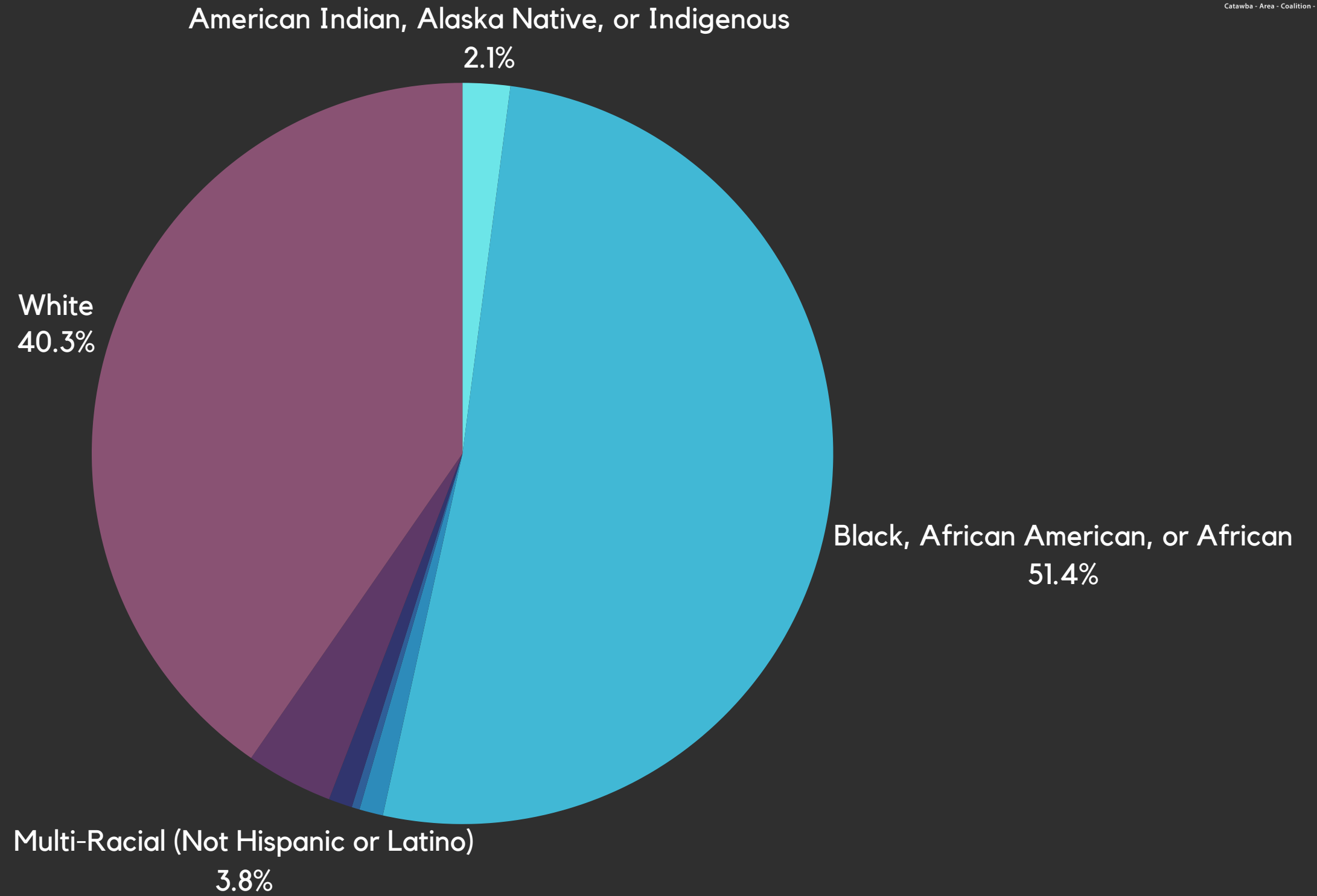
GENDER



DEMOGRAPHIC INFORMATION (YORK COUNTY)



RACE/ETHNICITY



DEMOGRAPHIC INFORMATION - RACE/ETHNICITY (YORK COUNTY)



Data

- 51.4% of individuals reported that their race/ethnicity was Black, African American, or African.
- 40.3% of individuals reported that their race/ethnicity was White.


Context

- The U.S. Census Bureau's 2024 population estimates indicate that over 73% of the overall population in York County is White, while less than 20% is Black.

Why it Matters

- The data collected during the PIT Count supports national data that Black, Indigenous, and Multi-Racial people are more likely to experience homelessness than White individuals due to "historical and structural racism."

UNSHELTERED HOMELESSNESS (YORK COUNTY)



10%

of individuals surveyed were experiencing unsheltered homelessness*

*Unsheltered locations include abandoned buildings, airports, bus or train stations, parks, street or sidewalks, encampments, vehicles, or other areas not meant for human habitation.

SHELTERED SLEEP LOCATION (YORK COUNTY)

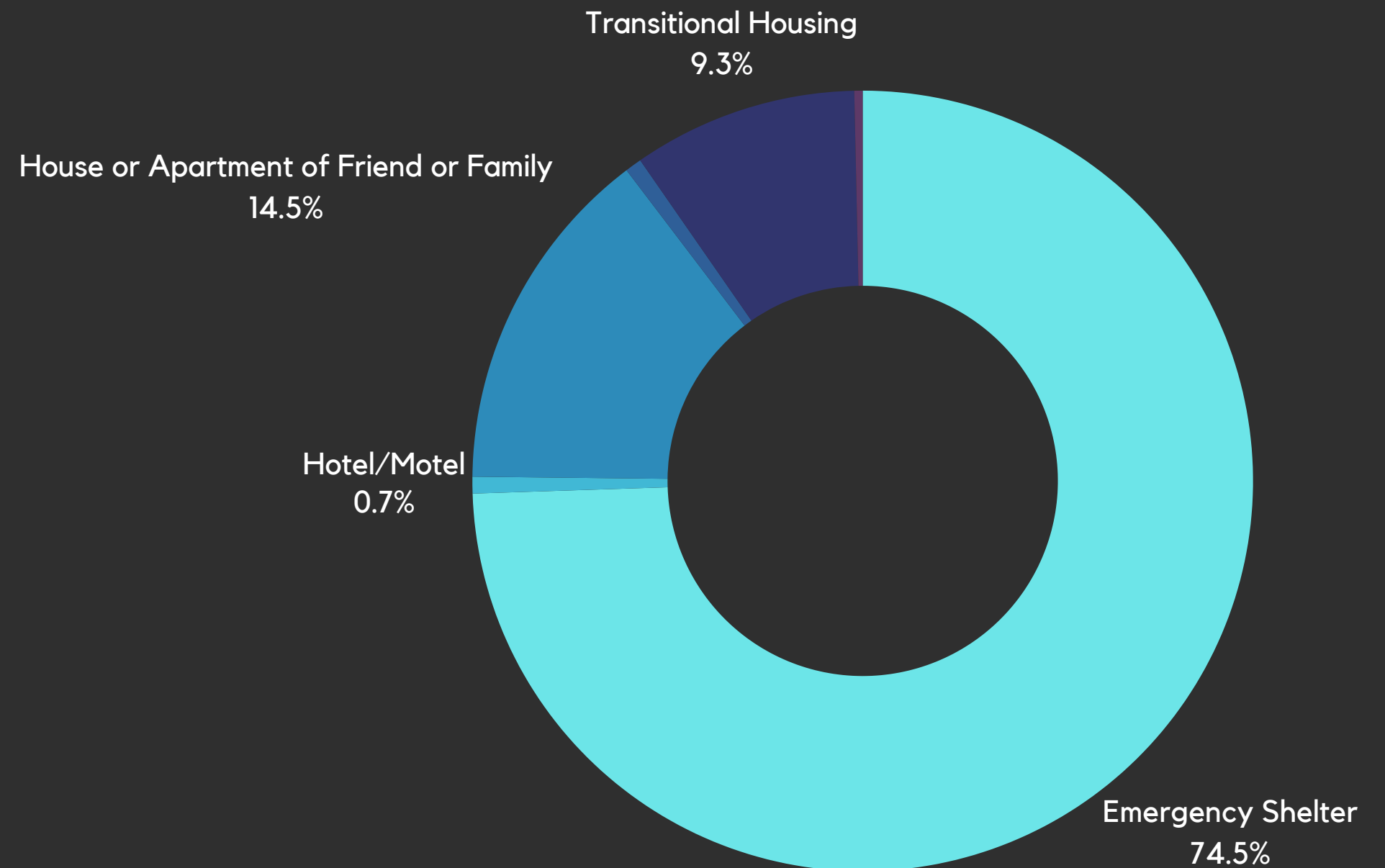


Over 74% of sheltered individuals counted stayed at an emergency shelter on the night of the PIT Count.

- Are there enough opportunities to transition out of an emergency shelter?

Over 14% of sheltered individuals stayed with a friend or family member on the night of the PIT Count.

- Are these individuals accounted for?
- Are they able/willing to access available services?

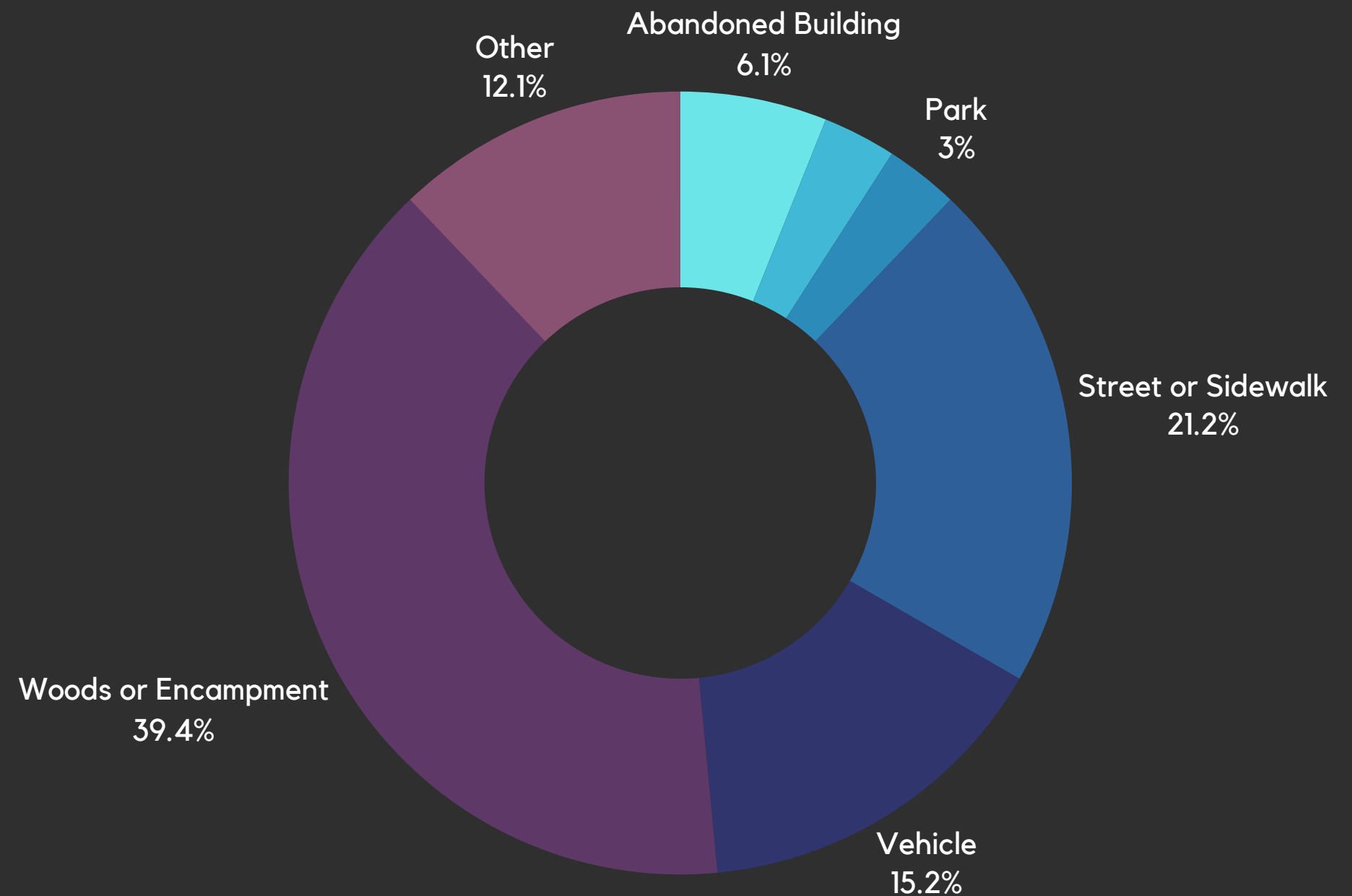


UNSHELTERED SLEEP LOCATION (YORK COUNTY)



Nearly 40% of unsheltered individuals slept in the woods or an encampment on the night of the PIT Count.

- Is there room in emergency shelters for these individuals?
- Is there likely going to be an increase in unsheltered homelessness after warming/overflow shelters close?



UNSHELTERED HOMELESSNESS (YORK COUNTY)



Data

- During the 2024 PIT Count, 10% of individuals were experiencing unsheltered homelessness.

Context

- Individuals who are sheltered one night may be unsheltered the next.
 - Data collected by The University of Southern California found that 37% of individuals who reported being sheltered one night were also unsheltered at some point during the same month.
- Before the PIT Count, individuals were encouraged (with the promise of incentive items) to stay at a shelter on the night of January 24th. This was to ensure that as many people were counted as possible. This may have resulted in more individuals being counted as sheltered.
- There have been several local encampment closures within the past year. This makes it harder for service providers to locate unsheltered individuals.

UNSHELTERED HOMELESSNESS (YORK COUNTY)



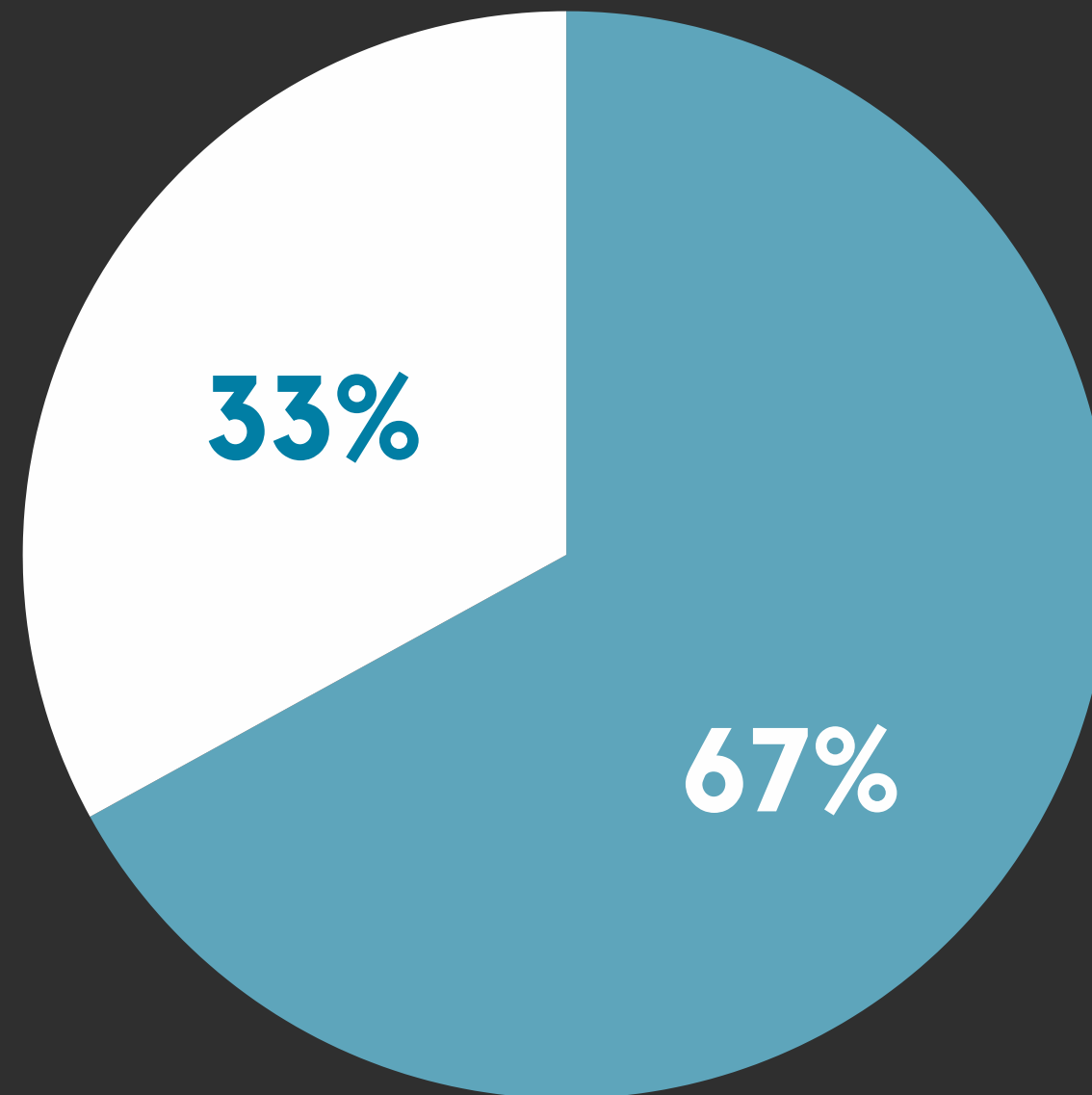
Why It Matters

- Unsheltered individuals may face additional barriers to housing than individuals who are sheltered due to a potential disconnection from service providers.
- Unsheltered individuals may have poorer health outcomes than individuals who are sheltered (this is currently being studied by the University of Southern California).

LABOR FORCE PARTICIPATION* (YORK COUNTY)



Labor Force Participation includes individuals who are employed or actively seeking employment.



- Not Participating in the Labor Force
- Participating in the Labor Force

*These questions were included in the 2024 PIT Count and HMIS PIT Count Surveys for York County. Individuals whose data was collected through HMIS alone are not included in these percentages.

LABOR FORCE PARTICIPATION (YORK COUNTY)



Data

- During the 2024 PIT Count, 67% of individuals indicated they were either employed or seeking employment (participating in the labor force).

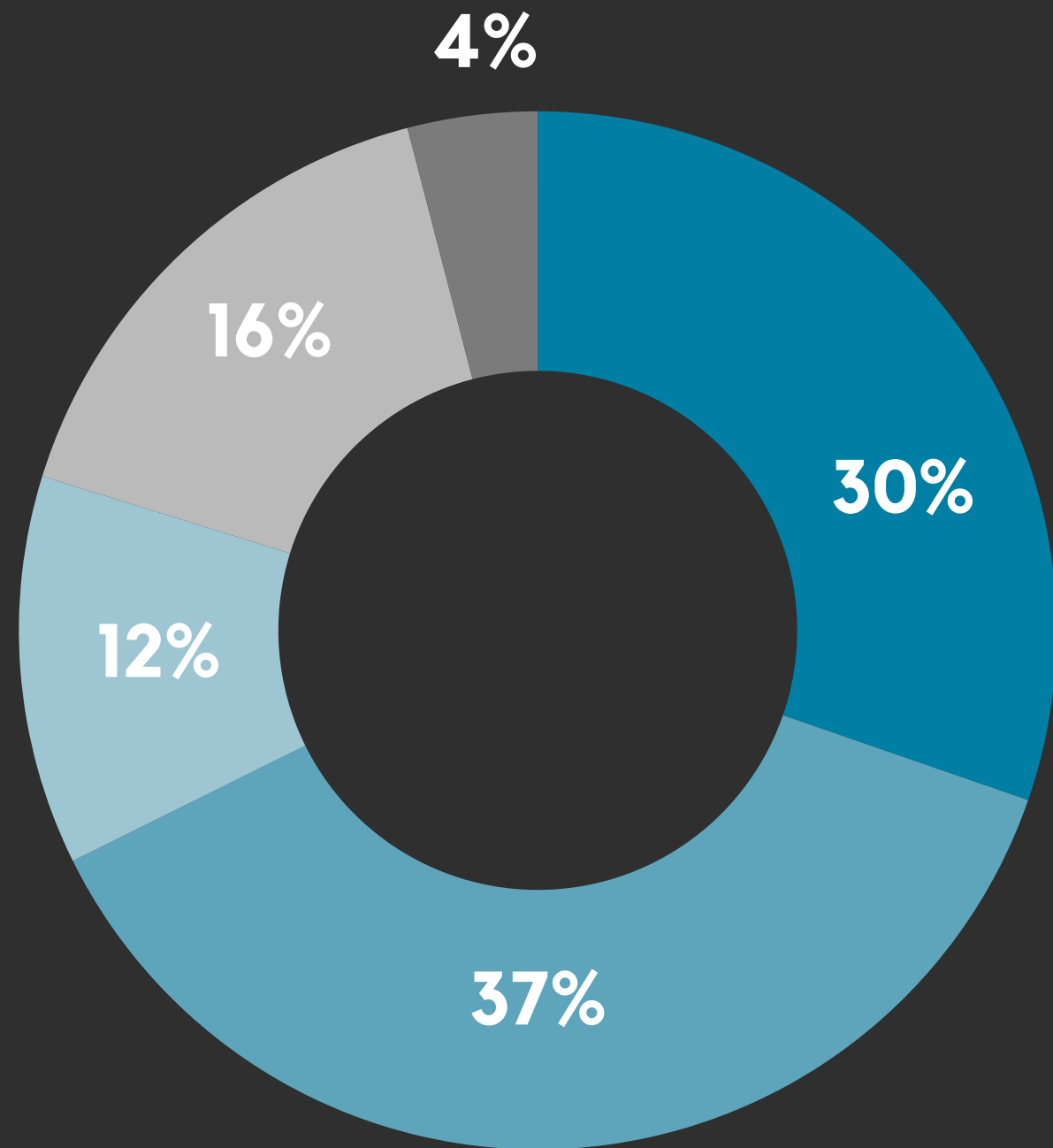
Context

- In December of 2023, the Labor Force Participation Rate in South Carolina was less than 57%.

Why it Matters

- The stark contrast challenges the misconception that individuals facing homelessness are lazy or unwilling to work, highlighting instead the structural barriers and economic challenges they confront.

EMPLOYMENT STATUS* (YORK COUNTY)



- Employed
- Not Employed, Looking for Work
- Not Employed, Not Looking for Work
- Disabled
- Retired

Employed Breakdown

Full-Time: 57%
Part-Time: 43%

*These questions were included in the 2024 PIT Count and HMIS PIT Count Surveys for York County. Individuals whose data was collected through HMIS alone are not included in these percentages.

EMPLOYMENT STATUS (YORK COUNTY)



Data

- During the PIT Count, 30% of individuals reported being employed. Of these, the majority reported working 40 hours a week or more.
- During the PIT Count, 37% of individuals reported they were unemployed and looking for work.
- During the PIT Count, 20% of individuals reported being retired or disabled.

EMPLOYMENT STATUS (YORK COUNTY)



Why It Matters

- Despite 30% of individuals reporting that they were employed during the PIT Count, many still face housing insecurity due to the inability to afford housing costs in our community, shedding light on the issue of inadequate wages and housing affordability.
- The data also reveals that 37% of individuals are unemployed and actively seeking employment, indicating the presence of barriers such as lack of access to transportation, conflicts with shelter schedules, and stigma associated with homelessness that hinder their ability to secure and maintain employment.
- Additionally, 20% of respondents indicated they were retired or disabled, which could suggest that these individuals are on a fixed income. This circumstance poses challenges in securing or sustaining housing, especially as these fixed incomes may not keep pace with rising rents and housing expenses.

LAST PERMANENT ADDRESS* (YORK COUNTY)



65% Over 65% of individuals' last permanent address was in York County.

73% Over 73% of individuals' last permanent address was in Chester, Lancaster, or York County.

83% Over 83% of individuals' last permanent address was in South Carolina.

15% Less than 15% of individuals reported that their last permanent address was not in South Carolina.

*These questions were included in the 2024 PIT Count and HMIS PIT Count Surveys for York County. Individuals whose data was collected through HMIS alone are not included in these percentages.

LAST PERMANENT ADDRESS (YORK COUNTY)



Data

- The majority of respondents (65%) indicated that their last permanent address was in York County. Additionally, less than 15% of respondents reported that their last permanent address was outside of South Carolina.
 - Over half of the individuals whose last permanent address was out-of-state reported a North Carolina zip code.

LAST PERMANENT ADDRESS (YORK COUNTY)



Why it Matters

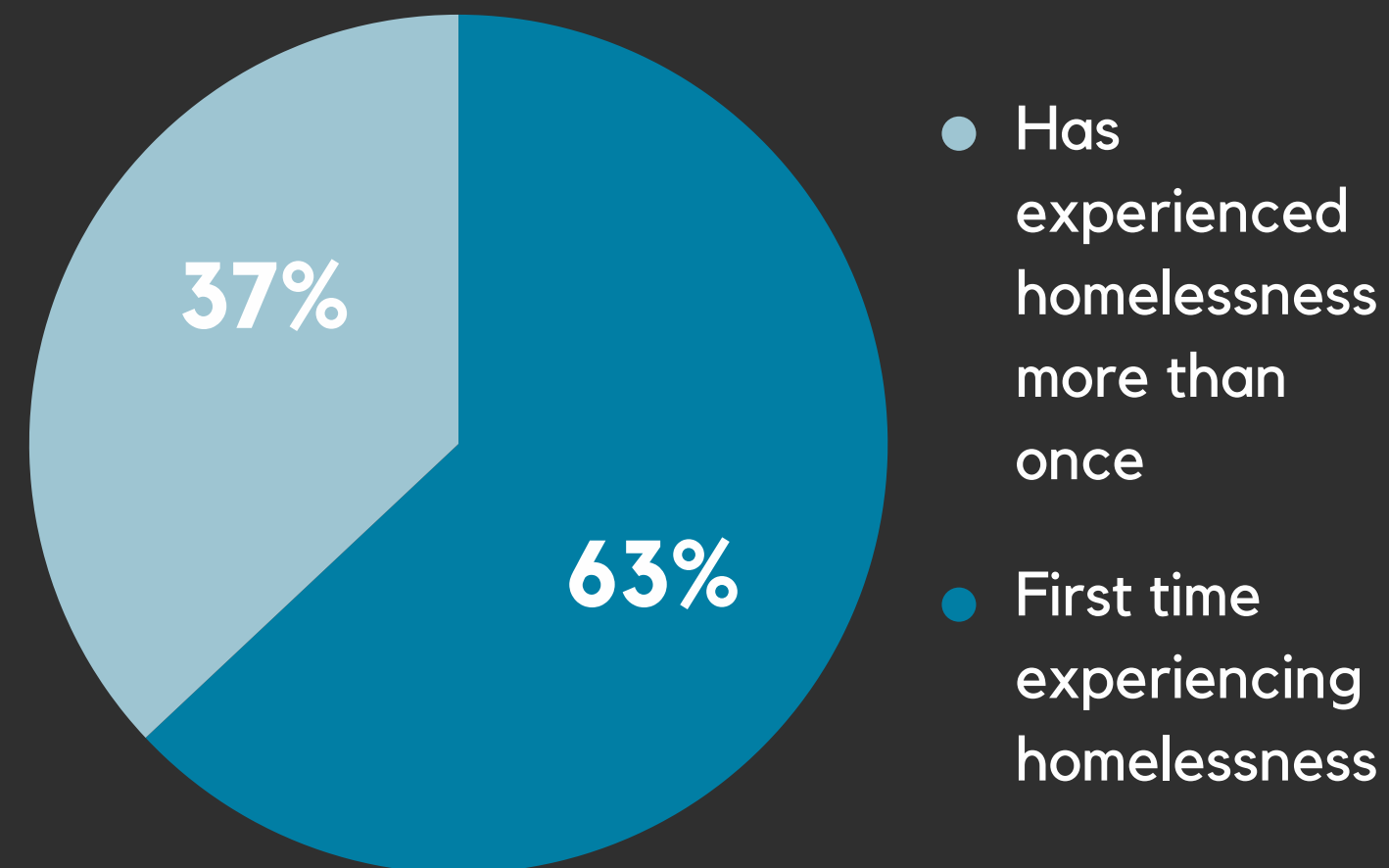
- This data helps dispel the harmful misconception that the majority of individuals experiencing homelessness are "being bussed in" from elsewhere.
- Additionally, with less than 15% of respondents reporting their last permanent address outside of South Carolina and over half of those individuals indicating a North Carolina zip code, it underscores the localized nature of homelessness, challenging the notion of external migration as a primary cause.
- Addressing this misconception is crucial as it shifts focus away from scapegoating and blaming external factors. This allows for a more accurate understanding of the root causes of homelessness and encourages local communities to take responsibility for addressing these issues rather than deflecting blame onto others.

HOMELESS HISTORY (YORK COUNTY)



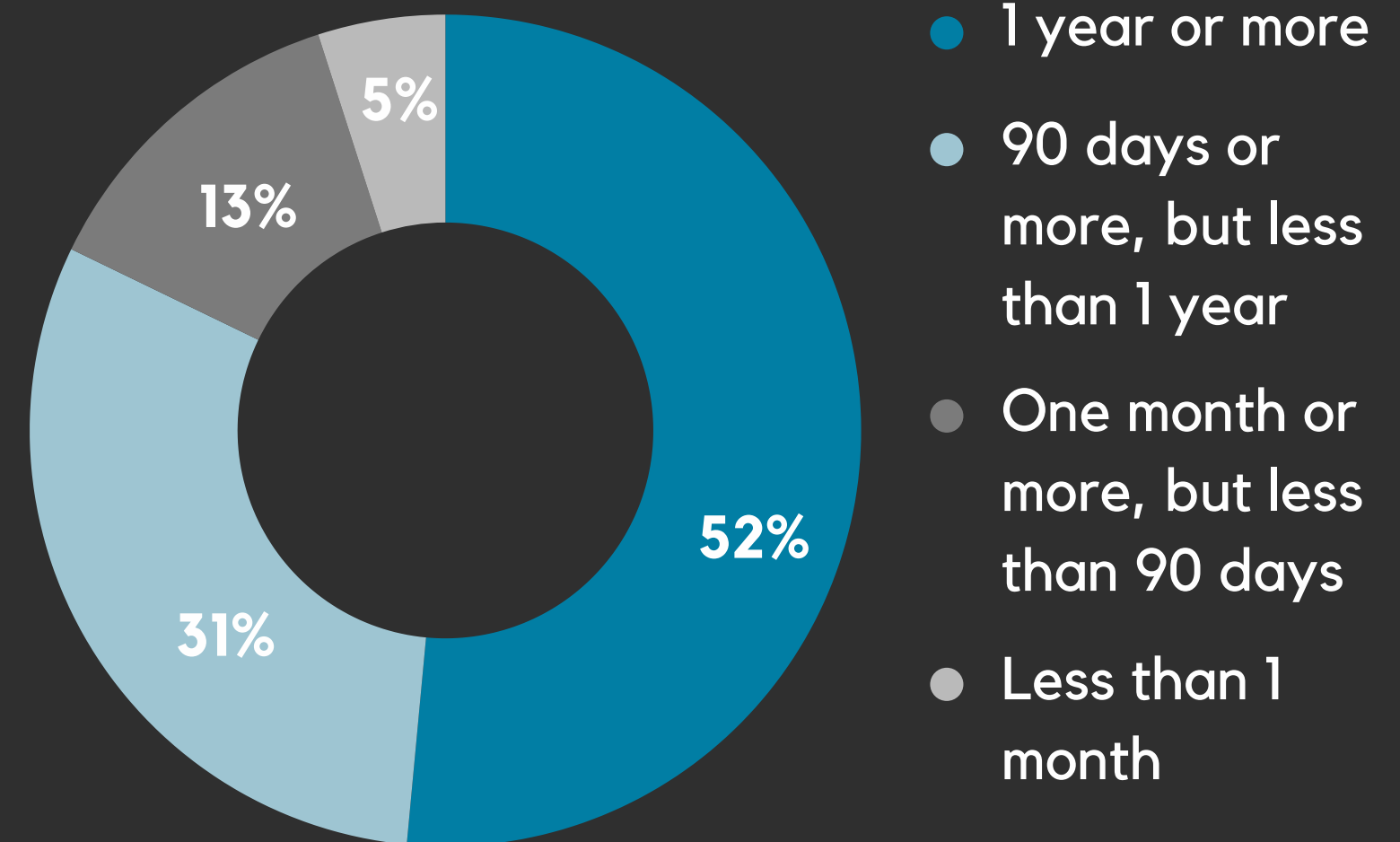
NUMBER OF EXPERIENCES*

Question: *Is this your first time experiencing homelessness?*



DURATION OF HOMELESSNESS*

Question: *How long have you been experiencing homelessness this time?*

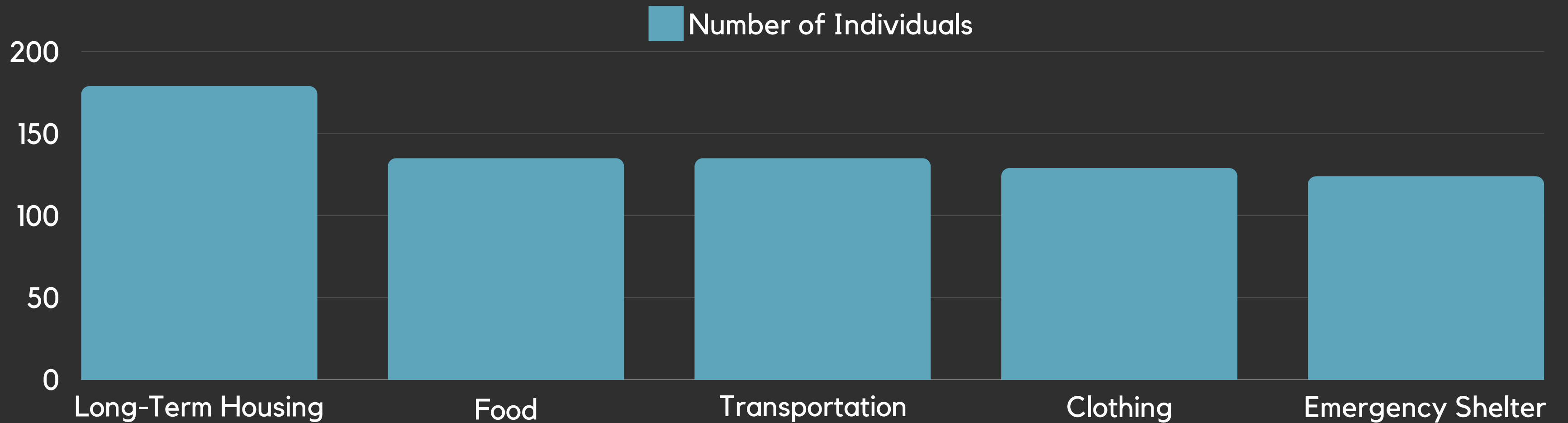


*These questions were only included in the 2024 PIT Count Survey for York County. Individuals whose data was collected through HMIS or the HMIS PIT Count Survey are not included in these percentages.

SERVICES NEEDED* (YORK COUNTY)



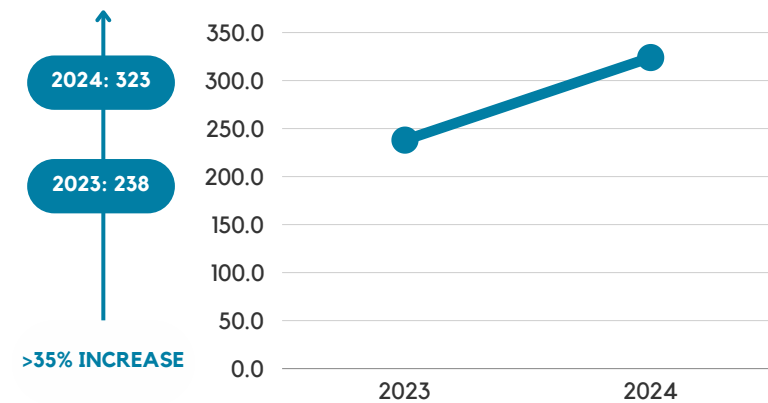
71% of individuals reported that they were in need of long-term housing.



*These questions were included in the 2024 PIT Count and HMIS PIT Count Surveys for York County. Individuals whose data was collected through HMIS alone are not included in these percentages.


2024 Point-In-Time (PIT) Count

INDIVIDUALS COUNTED*



*The PIT Count includes individuals who reported that they were sheltered and unsheltered on a single night in January.

UNSHELTERED HOMELESSNESS

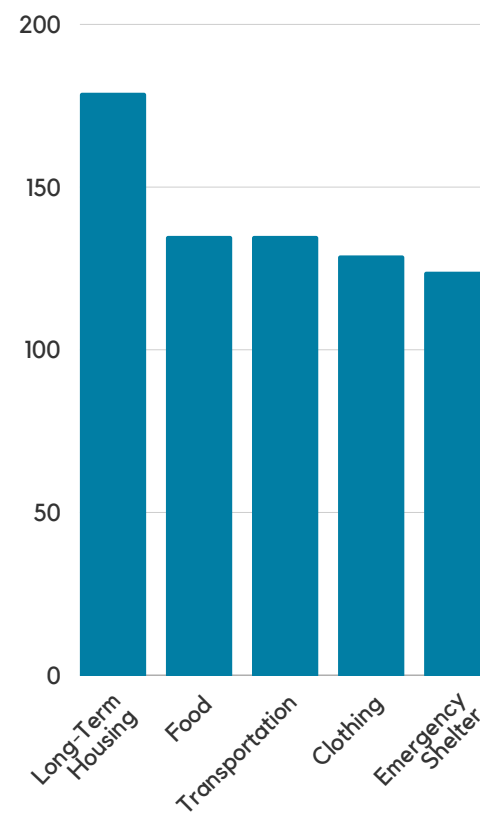


10%
of individuals surveyed were experiencing unsheltered homelessness*

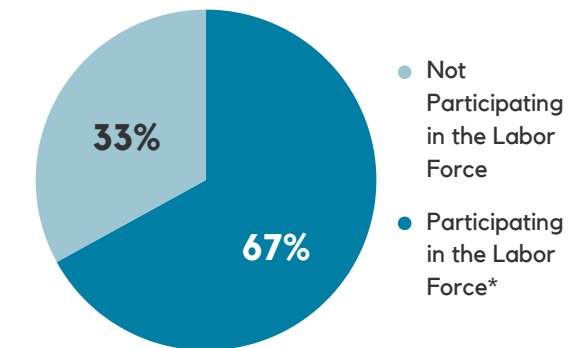
*Unsheltered locations include abandoned buildings, airports, bus or train stations, parks, street or sidewalks, encampments, vehicles, or other areas not meant for human habitation.

SERVICES NEEDED

71% of individuals reported that they were in need of long-term housing

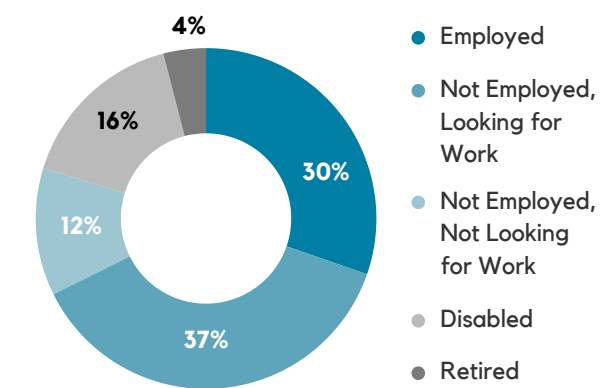


LABOR FORCE PARTICIPATION



*Labor Force Participation includes individuals who are employed or actively seeking employment.

EMPLOYMENT STATUS



Note: Percentages are based on the number of people who responded to the question.

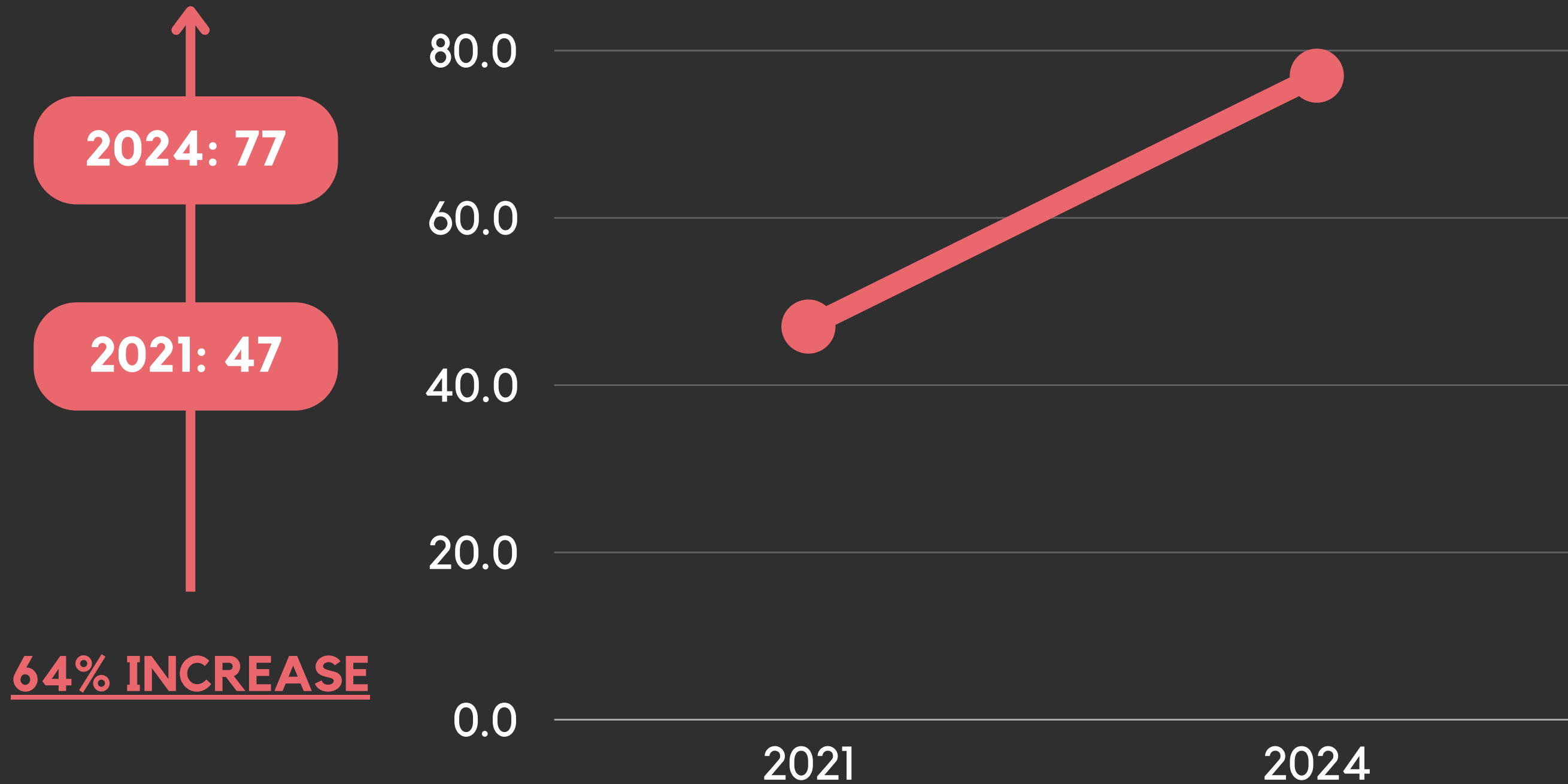
LANCASTER COUNTY PIT COUNT DATA



Data was collected using the following tool:

- 2024 PIT Count Survey
 - This is the complete 2024 PIT Count Survey. In addition to the HUD-required survey questions, the CACH PIT Count Planning Committee added questions to gain additional information on the unhoused population in York County.

INDIVIDUALS COUNTED (LANCASTER COUNTY)

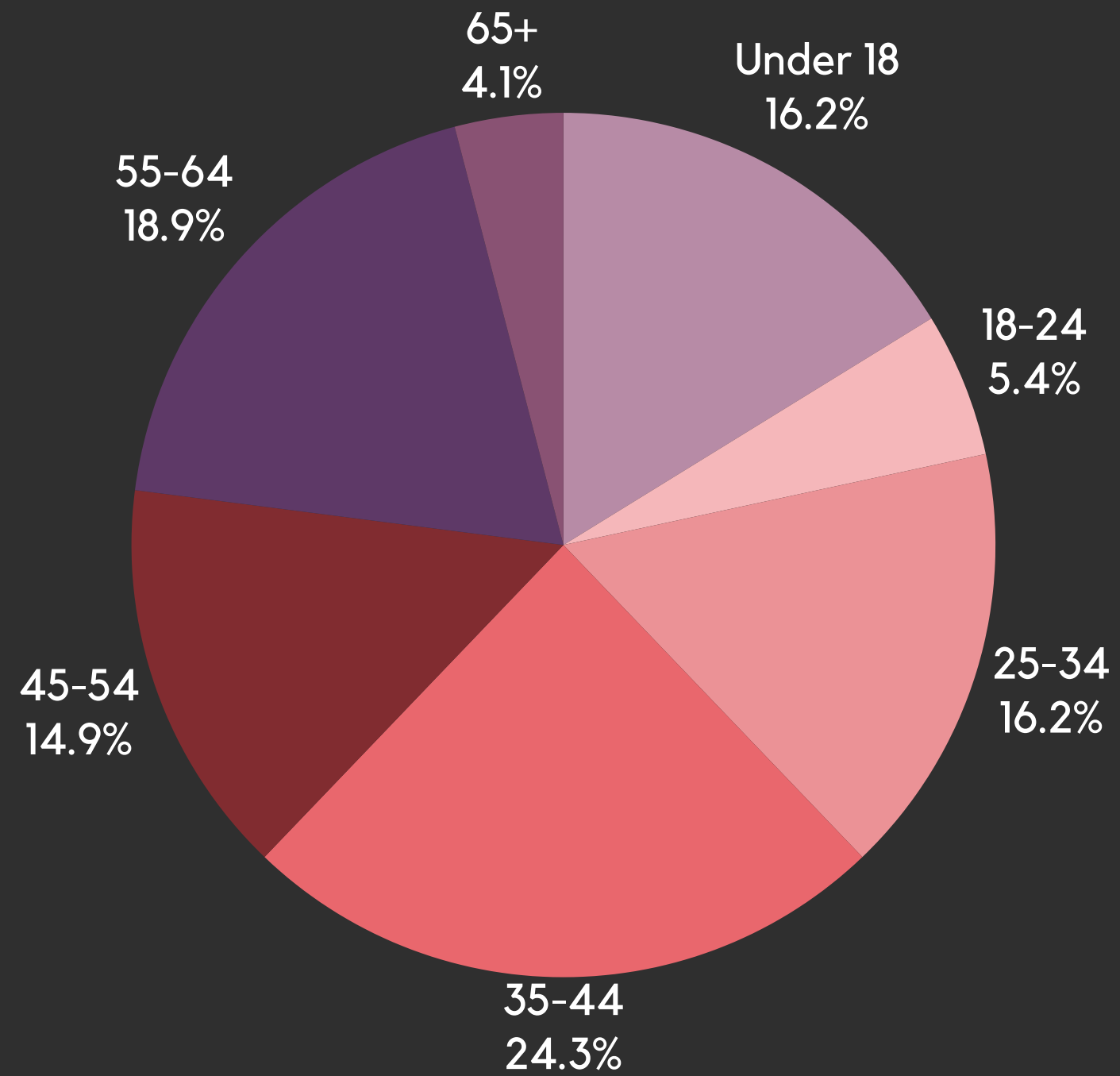


*The PIT Count includes individuals who reported that they were sheltered and unsheltered on a single night in January.

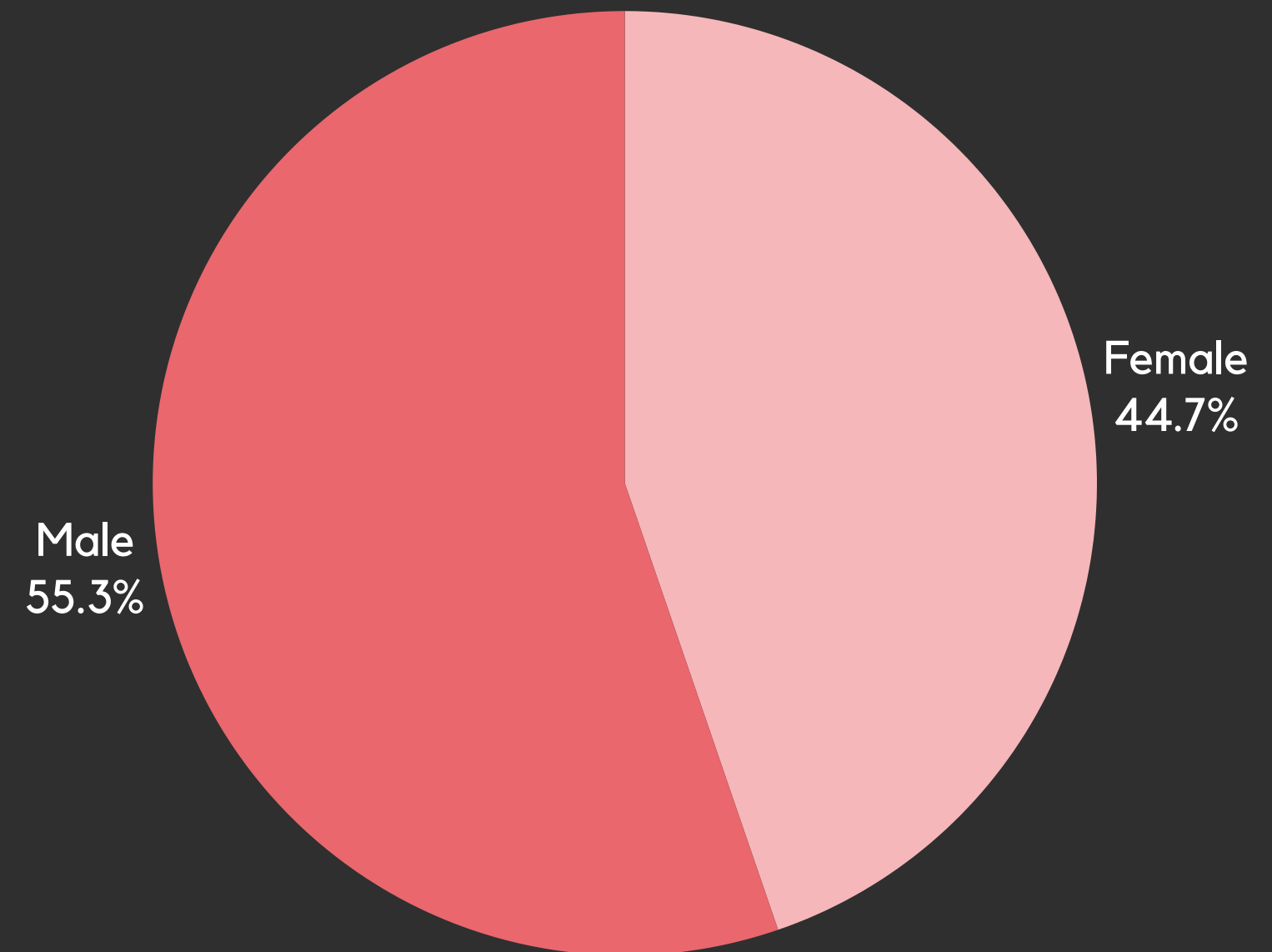
DEMOGRAPHIC INFORMATION (LANCASTER COUNTY)



AGE



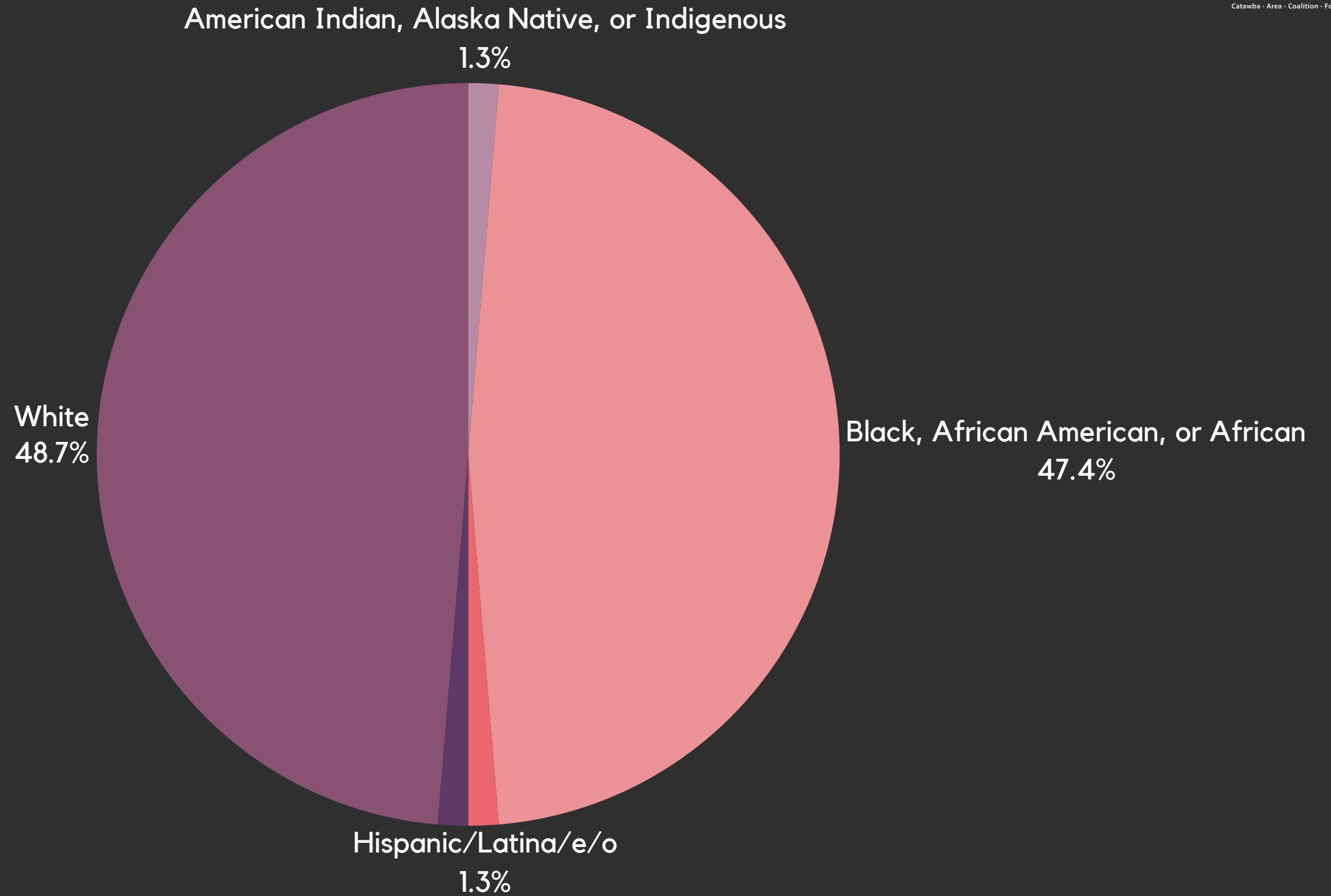
GENDER



DEMOGRAPHIC INFORMATION (LANCASTER COUNTY)



RACE/ETHNICITY



DEMOGRAPHIC INFORMATION - RACE/ETHNICITY (LANCASTER COUNTY)



Data

- 47.4% of individuals reported that their race/ethnicity was Black, African American, or African.
- 48.7% of individuals reported that their race/ethnicity was White.


Context

- The U.S. Census Bureau's 2024 population estimates indicate that over 74% of the overall population in Lancaster County is White, while less than 21% is Black.

Why it Matters

- The data collected during the PIT Count supports national data that Black, Indigenous, and Multi-Racial people are more likely to experience homelessness than White individuals due to "historical and structural racism."

UNSHELTERED HOMELESSNESS (LANCASTER COUNTY)



74%

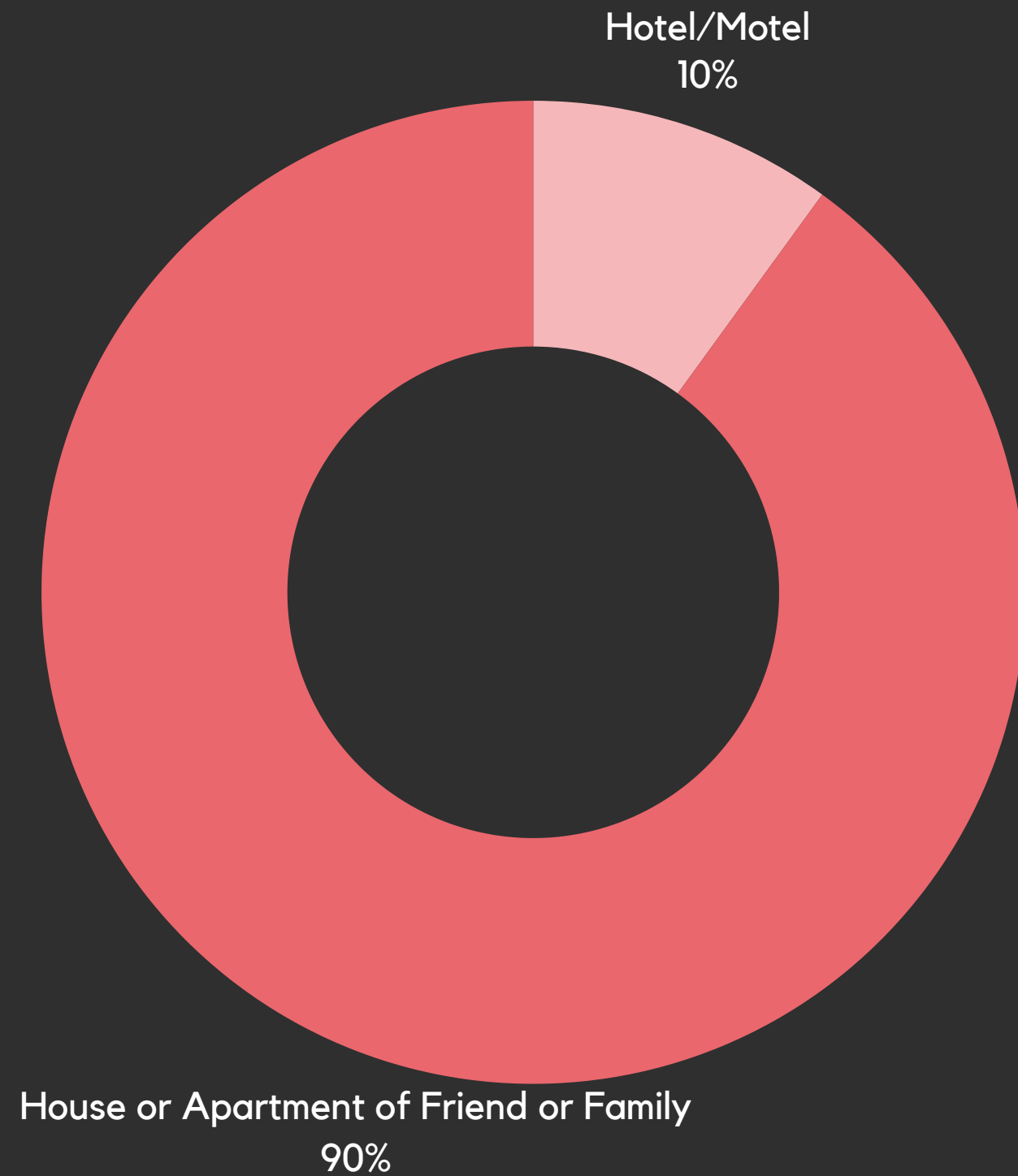
of individuals surveyed were experiencing unsheltered homelessness*

*Unsheltered locations include abandoned buildings, airports, bus or train stations, parks, street or sidewalks, encampments, vehicles, or other areas not meant for human habitation.

SHELTERED SLEEP LOCATION (LANCASTER COUNTY)



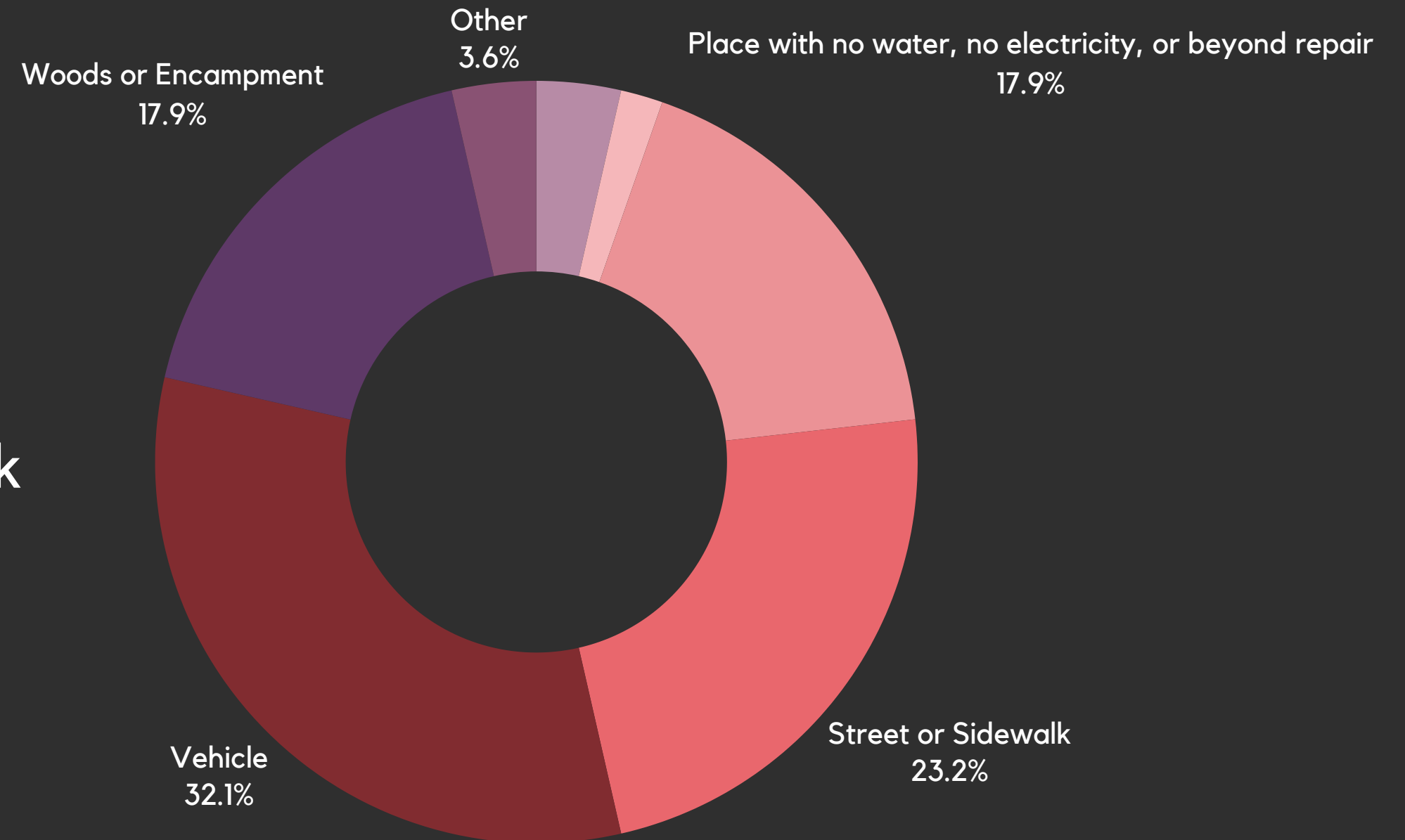
90% of sheltered individuals reported staying at a friend or family member's house or apartment on the night of the PIT Count.



UNSHELTERED SLEEP LOCATION (LANCASTER COUNTY)



Over 32% of unsheltered individuals slept in a vehicle and over 23% of individuals slept on a street or sidewalk on the night of the PIT Count.

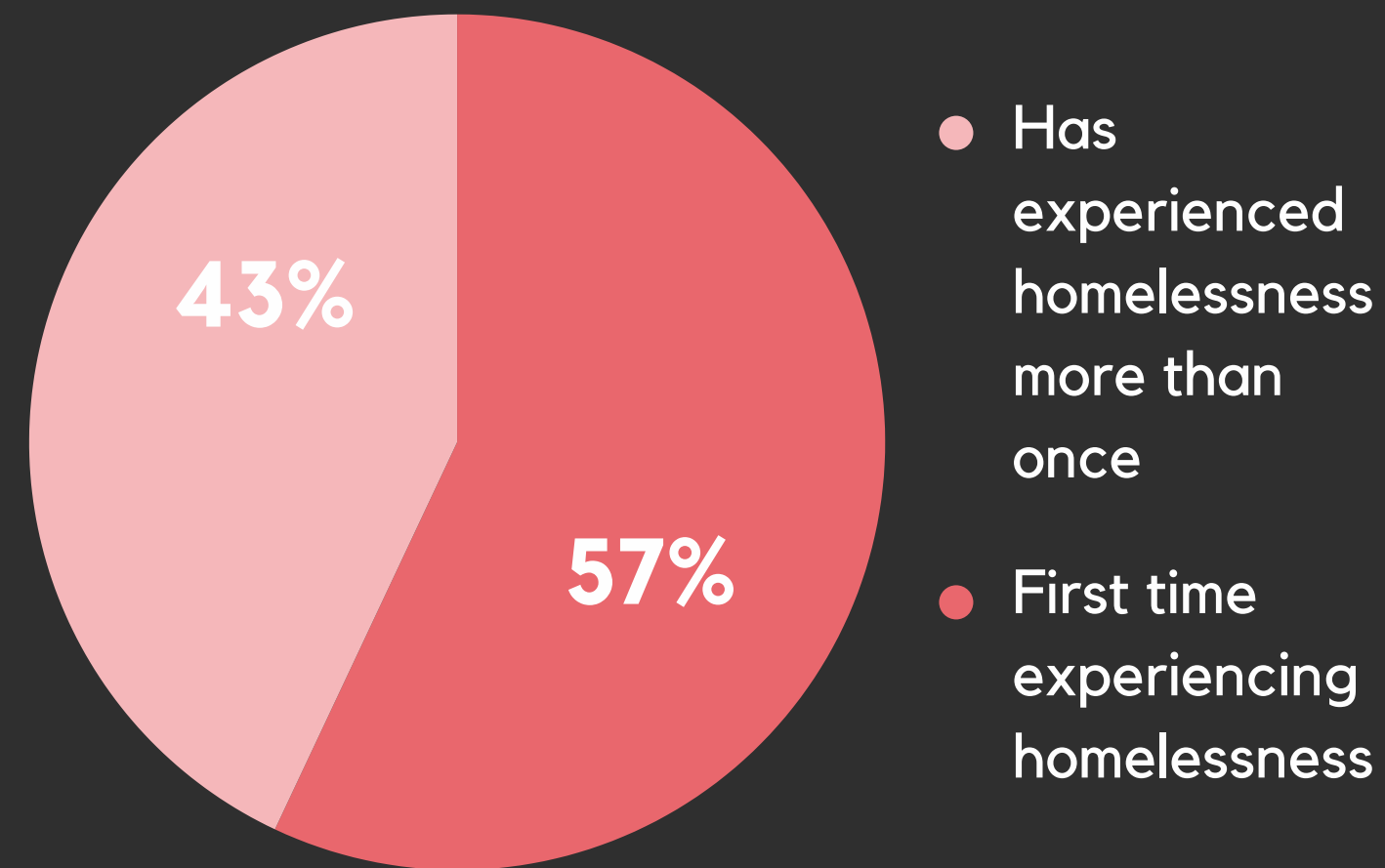


HOMELESS HISTORY (LANCASTER COUNTY)



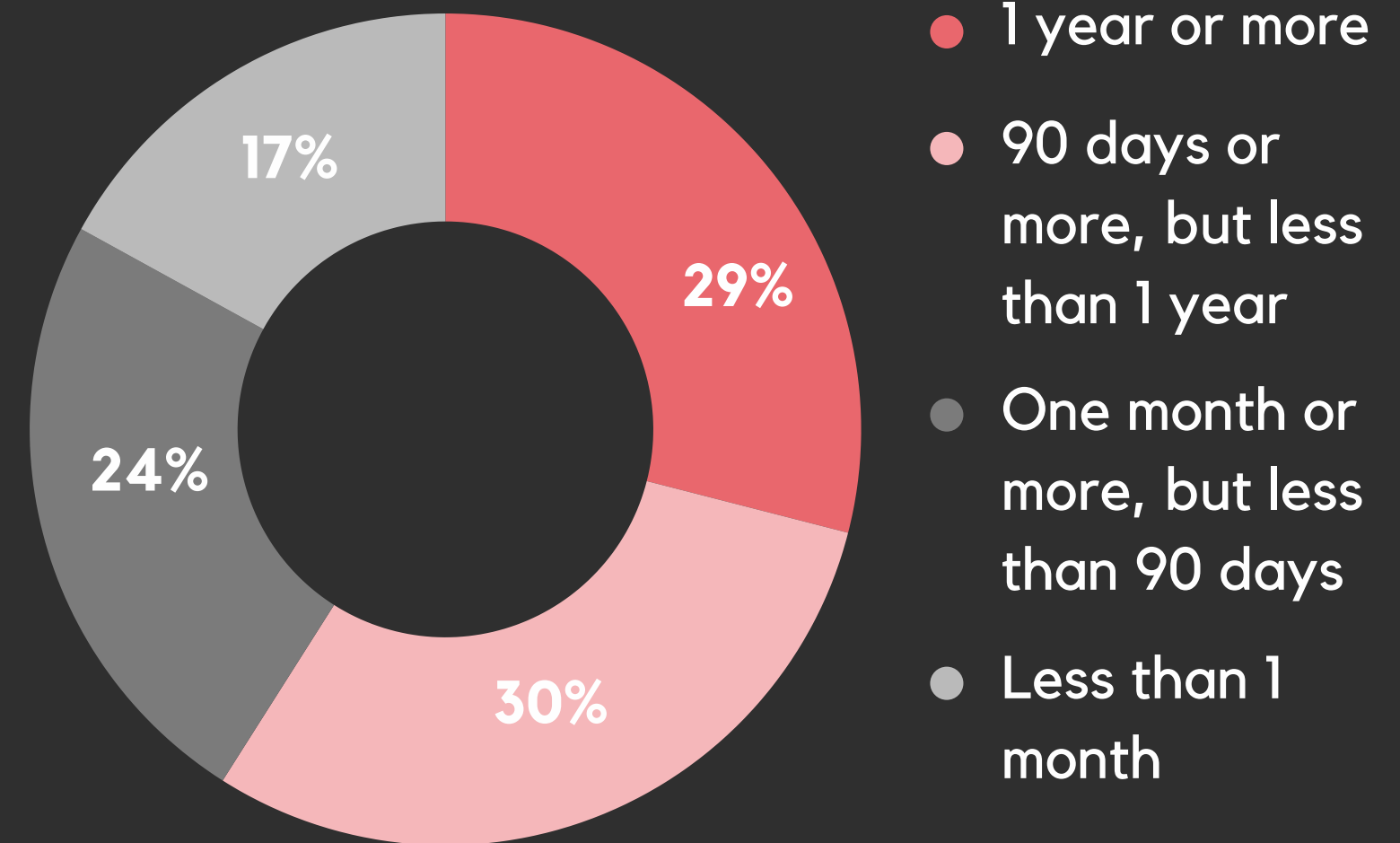
NUMBER OF EXPERIENCES

Question: *Is this your first time experiencing homelessness?*



DURATION OF HOMELESSNESS

Question: *How long have you been experiencing homelessness this time?*

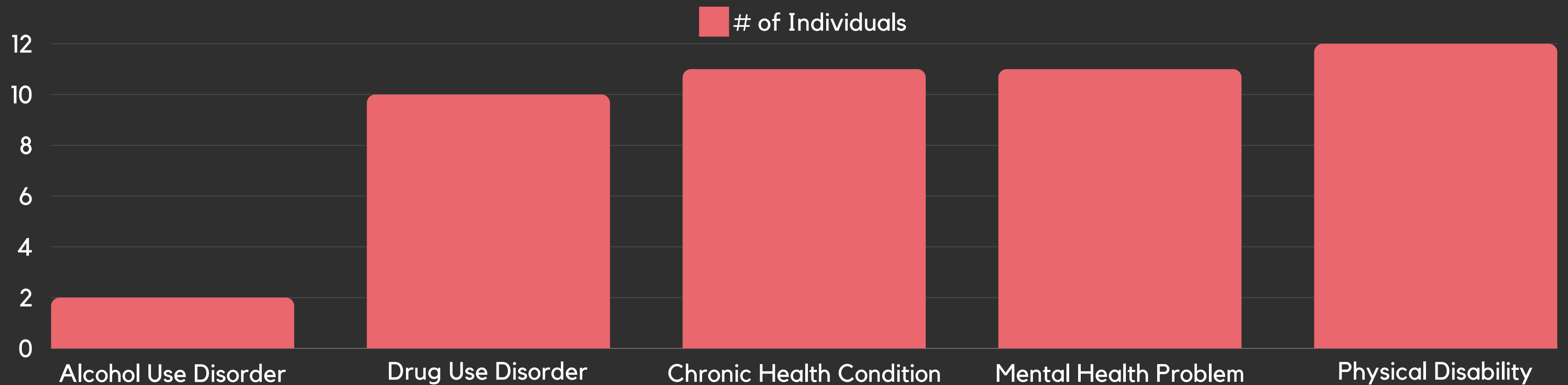


DISABLING CONDITIONS (LANCASTER COUNTY)



59% of individuals reported having a disabling condition

86% of individuals who reported having a disabling condition said that it would impact their ability to live independently

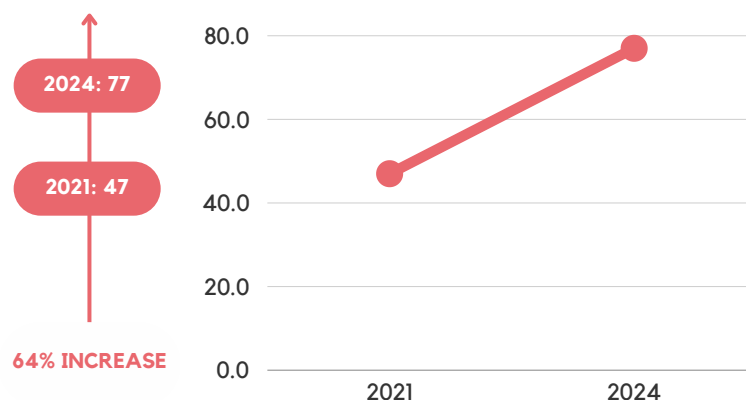




LANCASTER COUNTY

2024 Point-In-Time (PIT) Count

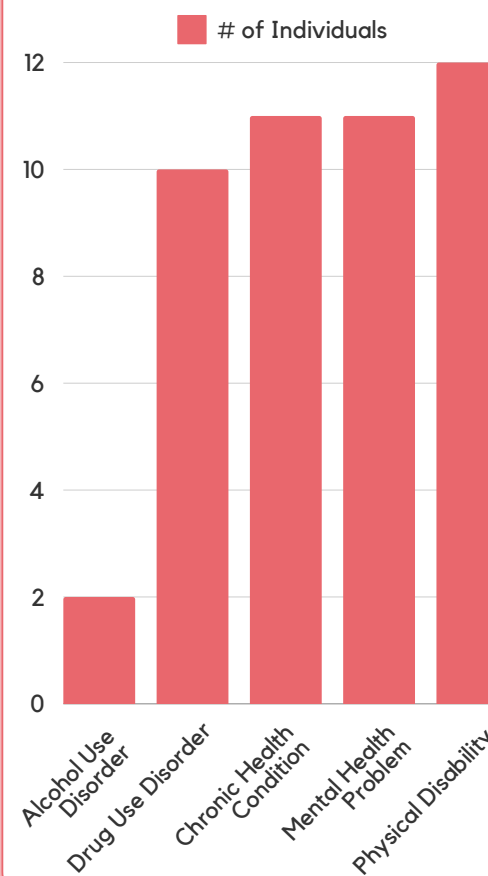
INDIVIDUALS COUNTED*



*The PIT Count includes individuals who reported that they were sheltered and unsheltered on a single night in January.

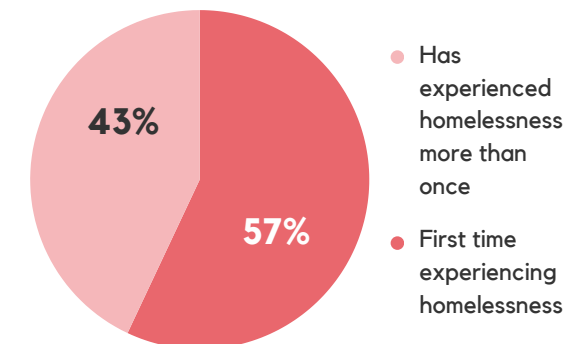
DISABLING CONDITIONS

86% of individuals who reported having a disabling condition said that it would impact their ability to live independently



NUMBER OF EXPERIENCES

Question: Is this your first time experiencing homelessness?



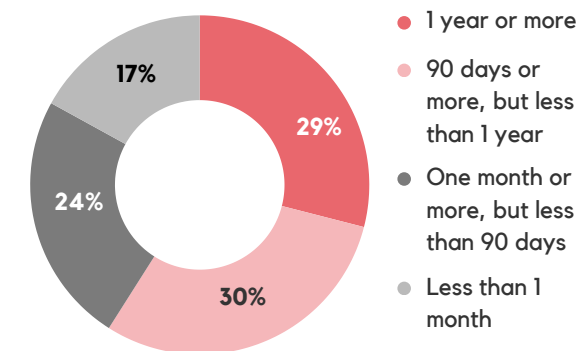
UNSHeltered HOMELESSNESS



*Unsheltered locations include abandoned buildings, airports, bus or train stations, parks, street or sidewalks, encampments, vehicles, or other areas not meant for human habitation.

DURATION OF HOMELESSNESS

Question: How long have you been experiencing homelessness this time?



Note: Percentages are based on the number of people who responded to the question.

ADDITIONAL DATA AVAILABLE UPON REQUEST



If any data was not included in this presentation that you would like more information on, please email Melissa Carlyle at melissa.carlyle@sccach.org.

AGENCY UPDATES



AGENCY UPDATES

MERCY HOUSE

Barbequing for a Good Cause - BBA Fundraiser

- March 23rd from 10:00 am to 2:00 pm
- Location: Grace Lutheran Church - 426 Oakland Ave, Rock Hill, SC 29730
- Pork and Chicken BBQ - \$15/Pound \$12/Plate
- Plates include baked beans, coleslaw, and roll
- Preorder for Pickup by Tuesday, March 19
- Walker's BBQ - Limited BBQ Plates and Pounds available for purchase on-site



BARBEQUING FOR A GOOD CAUSE

BBQ
FUNDRAISER

Benefiting **MERCY HOUSE**

SATURDAY MARCH 23 10AM - 2PM

GRACE LUTHERAN CHURCH
426 OAKLAND AVENUE
ROCK HILL, SC 29730

PREORDER FOR PICKUP

PORK AND CHICKEN BBQ
BY THE POUND - \$15/LB | BY THE PLATE - \$12/PLATE
(PLATES INCLUDE BAKED BEANS, COLESLAW AND ROLL)

PREORDER FOR PICKUP
BY TUESDAY MARCH 19

Walker's BBQ
... because the world needs better barbecue

Mercy House

LIMITED BBQ PLATES AND POUNDS AVAILABLE FOR PURCHASE ONSITE

AGENCY UPDATES

THE HAVENS MEN'S SHELTER

Revving for Hope Car & Bike Show

- April 6th from 10:00 am to 3:00 pm
- Located: Shiland Hills Shopping Center
2685 Celanese Rd, Rock Hill SC 29732
- Vendors and Food Trucks
- More Information: Nancy Landerman
 - 803 328 7371
 - nancy.haven@comporium.net

THE HAVEN MENS SHELTER PRESENTS
REVVING FOR HOPE

CAR & BIKE SHOW

FOOD TRUCK ON SITE! **6TH APRIL 2024** 50/50 DRAWINGS
10am -3pm

2685 CELANESE RD
ROCK HILL, SC

DONATIONS WELCOME ALL MAKES AND MODELS WELCOME RAFFLES



\$5.00 of each registration will be added to pot for giveaways at end

More information Nancy Landerman 803-328-7371
nancy.haven@comporium.net

LIABILITY STATEMENT: THE HAVEN MENS SHELTER AND ANY CAR SHOW VOLUNTEER WILL NOT BE HELD RESPONSIBLE FOR ANY KNOWN OR UNKNOWN DAMAGES TO PROPERTY OR PARTICIPATES OR SPECTATORS ATTENDING THE EVENT

AGENCY UPDATES

THE HAVENS MEN'S SHELTER

2nd Annual Cake Auction

- May 17th 11:00am to 18th 5:00pm
- Location: Rock Hill Galleria Mall 2301 Dave Lyle Blvd. Rock Hill, SC 29730
- More Information: Nancy Landerman
 - 803 328 7371
 - nancy.haven@comporium.net

The Haven Men's Shelter 2nd Annual Cake Auction

May 17th & 18th



Sweeten' the lives of
others by entering today

2295 Dave Lyle Blvd.

Rock Hill, SC 29730

Contact Nancy Landerman@
nancy.haven@comporium.net

AGENCY UPDATES

UNITED WAY OF LANCASTER

Get Your Taxes Done For Free

- United Way's Volunteer Income Tax Assistance (VITA) program provides free income tax assistance to individuals and families with a household income of less than \$60,000 a year.
- To schedule an appointment, call 2-1-1 or toll free 866-892-9211 or online free, visit www.MyFreeTaxes.com



GET YOUR TAXES DONE FOR FREE

United Way's Volunteer Income Tax Assistance (VITA) program provides free income tax assistance to individuals and families with a household income of less than \$60,000 a year.

WHAT YOU NEED:

- ✓ Social Security cards and/or ITIN cards for taxpayer, spouse and dependents listed on the return
- ✓ Photo ID for taxpayer and spouse (if married filing jointly)
- ✓ Birth dates for taxpayer, spouse and dependents
- ✓ All income statements: W-2, 1099, 1099-R, Social Security Benefits Statement and other income sources
- ✓ Tuition Statement (1098-T) and related expenses from college or technical school
- ✓ Statement from Child Care Provider (includes total paid and tax ID number)
- ✓ Affordable Care Act Statements: Form 1095-A, B or C
- ✓ A copy of last year's return, if available
- ✓ Bank account number and routing number (for direct deposit of any refund)



United Way United Way of Lancaster County

To schedule an appointment, call 2-1-1
Or toll free 866-892-9211
To complete your taxes online for free, visit www.MyFreeTaxes.com

AGENCY UPDATES

UNITED WAY OF LANCASTER

Run for the Rose - Lindsay Pettus Greenway 5K

- May 18th at 8:30 am
- Location: Constitution Park - 300 Woodland Dr. Lancaster, SC 29720
- Prices increase after April 30th
- Timed 5K entry: \$25
- Romp for the Rose Walk: \$20
- Register at bit.ly/UnitedWay5K2024



United Way of Lancaster County

FOR THE RUN ROSE

GREENWAY 5K

SATURDAY, MAY 18

Early Bird Price: \$25

Lindsay Pettus Greenway Race begins 8:30 A.M. in Constitution Park 300 Woodland Dr Lancaster, SC 29720

Timed 5K entry: \$25
Romp for the Rose walk: \$20
PRICE INCREASES AFTER APRIL 30.

Register at
bit.ly/UnitedWay5K2024
or by mailing registration forms to
R4TR @ United Way of Lancaster County
P O Box 56, Lancaster SC 29721

SCAN CODE FOR MORE INFORMATION



United Way of Lancaster County

AGENCY UPDATES

KEYSTONE SUBSTANCE ABUSE SERVICES

Peer Support Specialist - Jericha Osborne

- Available to work with potential patients and pregnant mothers at Pathways Community Center



WHAT'S NEXT



- Our next meeting is Thursday, April 4th, at 11:30 AM.
 - Location: Pioneer Church (a hybrid option will be available for those who cannot attend the meeting in person)
 - Topic: Continuum of Care 101 Training
- Today's meeting minutes and the 2024 PIT Count handout for Lancaster and York counties will be emailed and put on our website by the end of the week.

CONTACT US

BOARD OF DIRECTORS

Alex Greenawalt: alexg@pathwaysyc.org

Carol Harvey: carol.harvey@cityofrockhill.com

Corinne Sferrazza: corinne.sferrazza@cityofrockhill.com

Danielle Sanders: danielle.sanders@cityofrockhill.com

Emily Sutton: esutton@bethelshelters.org

Jennifer McAdams: jennifer.mcadams@catawba.com

Leslie Starnes: lstarnes@familypromiseyc.org

CACH STAFF

info@sccach.org

